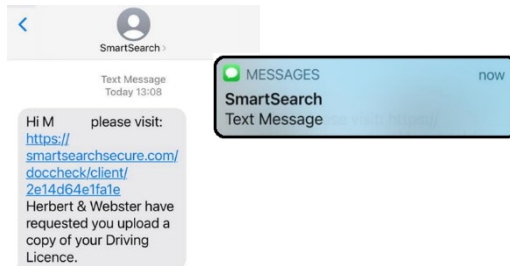


## Smart Search – AML Identity Verification

Smart search is a secure and efficient way for us to verify your identity and perform Anti Money Laundering checks on you. Following the below steps should take you no longer than 5 minutes to complete. If you find yourself having difficulties, please don't hesitate to get in contact – **01865 407755**

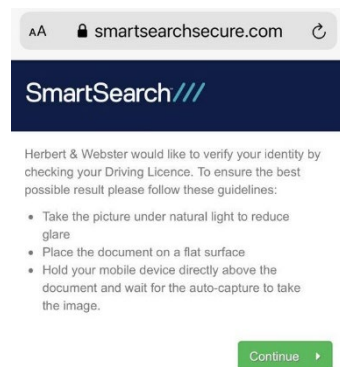
1



You will receive a text message from SmartSearch

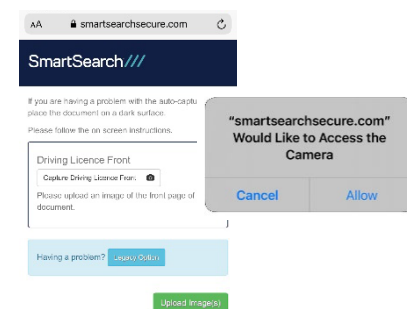
Open the message and click on the link to open the Smart Search wizard – this link is unique to you

2



Once the link has opened, read the instructions carefully and press **'CONTINUE'**

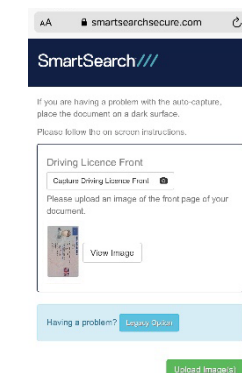
3



Once the link has opened, read the instructions carefully and press **'CONTINUE'**

If prompted, click **'ALLOW'** to enable SmartSearch to access your phones camera functionality

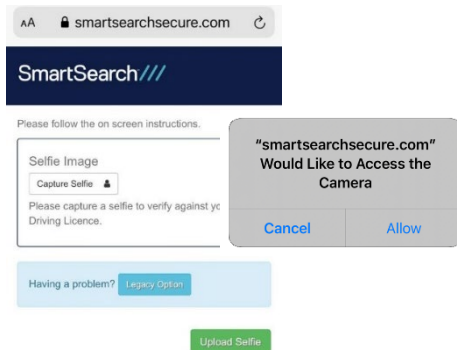
4



Follow the on-screen instructions to upload your ID. You **must** use the type of ID requested. If you are unable to produce this documentation, please contact your adviser. Please ensure that:

- **There is no glare on the photo that you have taken.**
- **The image is clear and centred in the middle of the frame**

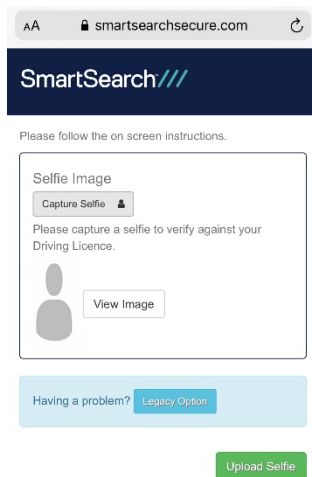
5



You will then be asked to take a selfie. Once again If prompted, click '**ALLOW**' to enable SmartSearch to access your phones camera functionality. Follow the instructions and take a selfie. Please ensure that:

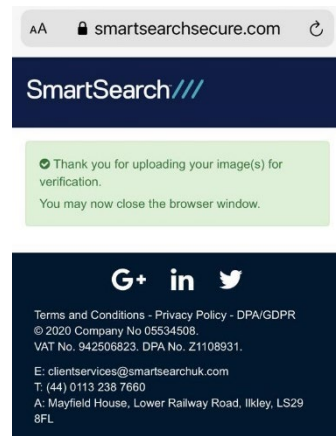
- **Your face isn't covered**

6



Check that you are happy with the photo you have taken and press '**UPLOAD SELFIE**' to confirm and move to the next step.

7



If everything has been successful you should see this confirmation message